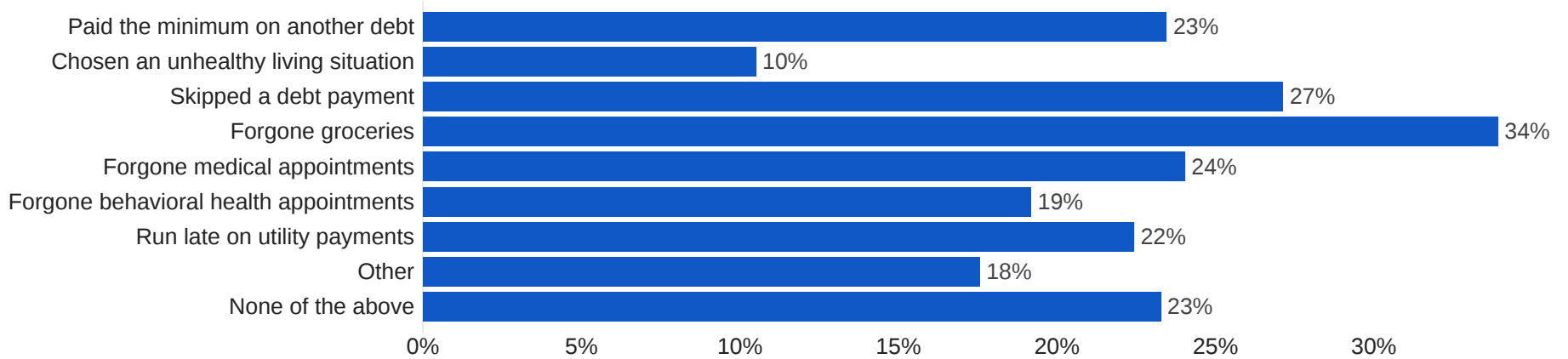


1.1 - Which of the following actions have you taken to pay rent? (Select all that apply)

351 Responses



Gender

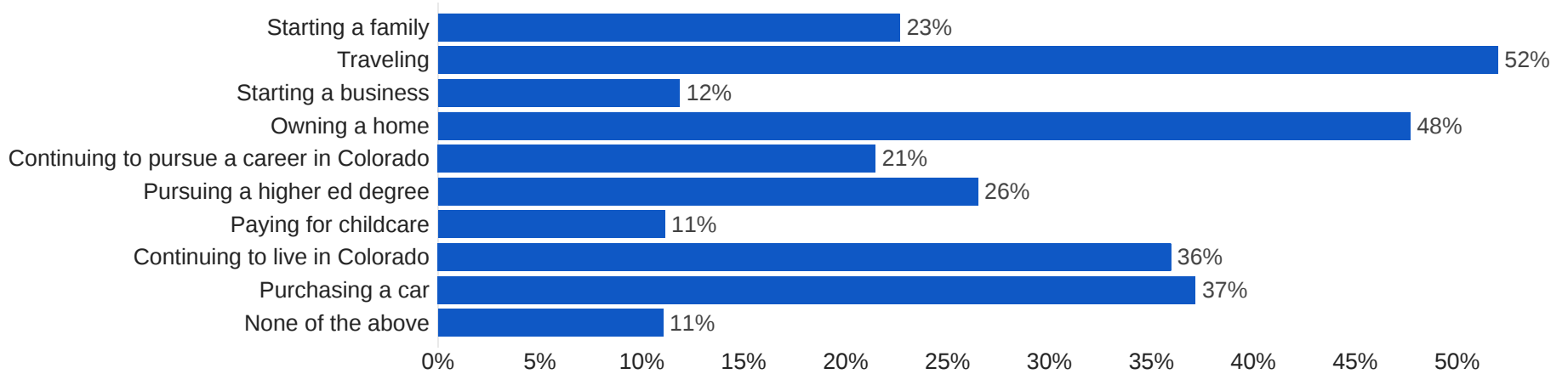
| Field | Paid the minimum on another debt | Chosen an unhealthy living situation | Skipped a debt payment | Forgone groceries | Forgone medical appointments | Forgone behavioral health appointments | Run late on utility payments | Other | None of the above |
|--------|----------------------------------|--------------------------------------|------------------------|-------------------|------------------------------|--|------------------------------|-------|-------------------|
| Female | 22% | 12% | 33% | 33% | 29% | 21% | 19% | 23% | 13% |
| Male | 25% | 5% | 21% | 32% | 12% | 11% | 28% | 12% | 37% |

Political ID

| Field | Paid the minimum on another debt | Chosen an unhealthy living situation | Skipped a debt payment | Forgone groceries | Forgone medical appointments | Forgone behavioral health appointments | Run late on utility payments | Other | None of the above |
|-------------|----------------------------------|--------------------------------------|------------------------|-------------------|------------------------------|--|------------------------------|-------|-------------------|
| Democrat | 32% | 11% | 20% | 38% | 23% | 17% | 26% | 11% | 25% |
| Independent | 17% | 5% | 36% | 27% | 23% | 16% | 21% | 25% | 18% |
| Republican | 16% | 21% | 18% | 30% | 13% | 11% | 31% | 17% | 44% |

1.2 - Has the cost of rent negatively impacted any of the following decisions? (Select all that apply)

389 Responses



Gender

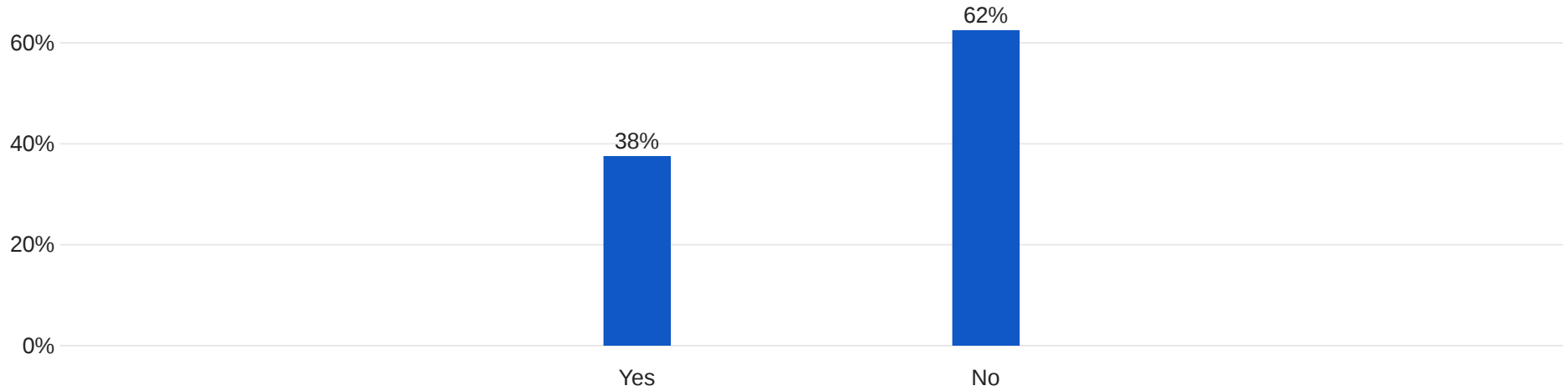
| Field | Starting a family | Traveling | Starting a business | Owning a home | Continuing to pursue a career in Colorado | Pursuing a higher ed degree | Paying for childcare | Continuing to live in Colorado | Purchasing a car | None of the above |
|--------|-------------------|-----------|---------------------|---------------|---|-----------------------------|----------------------|--------------------------------|------------------|-------------------|
| Female | 23% | 46% | 13% | 54% | 18% | 30% | 10% | 48% | 40% | 5% |
| Male | 21% | 56% | 12% | 37% | 18% | 22% | 13% | 20% | 32% | 19% |

Political ID

| Field | Starting a family | Traveling | Starting a business | Owning a home | Continuing to pursue a career in Colorado | Pursuing a higher ed degree | Paying for childcare | Continuing to live in Colorado | Purchasing a car | None of the above |
|-------------|-------------------|-----------|---------------------|---------------|---|-----------------------------|----------------------|--------------------------------|------------------|-------------------|
| Democrat | 27% | 55% | 17% | 50% | 27% | 18% | 9% | 28% | 41% | 6% |
| Independent | 21% | 56% | 11% | 47% | 15% | 36% | 14% | 39% | 32% | 9% |
| Republican | 16% | 31% | 6% | 25% | 11% | 13% | 16% | 29% | 38% | 37% |



1.3 - Do you plan to leave Colorado to find cheaper, stable housing?



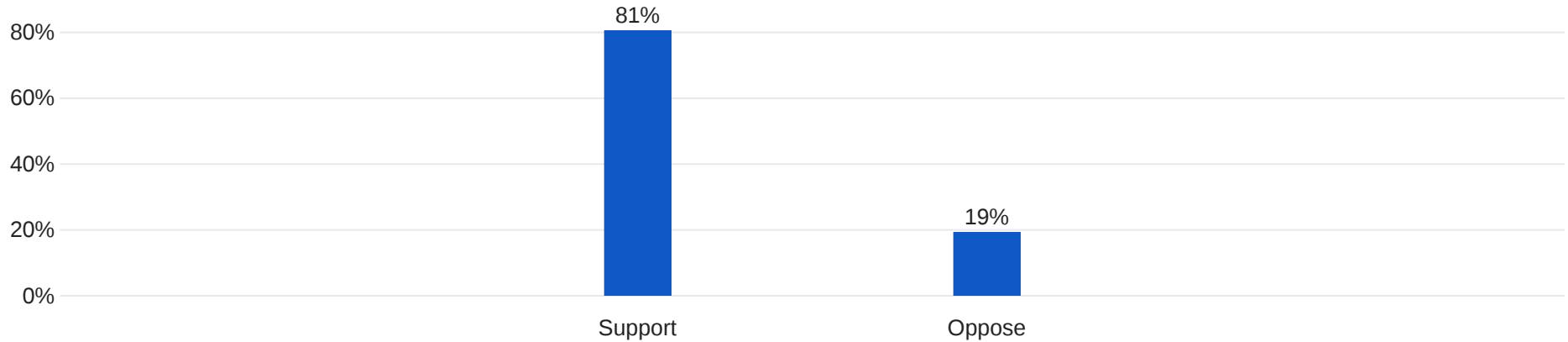
Gender

| Field | Yes | No |
|--------|-----|-----|
| Female | 53% | 47% |
| Male | 38% | 62% |

Political ID

| Field | Yes | No |
|-------------|-----|-----|
| Democrat | 37% | 63% |
| Independent | 47% | 53% |
| Republican | 39% | 61% |

1.4 - Would you support or oppose giving local governments the option to place limits on how much landlords can raise rent each year?



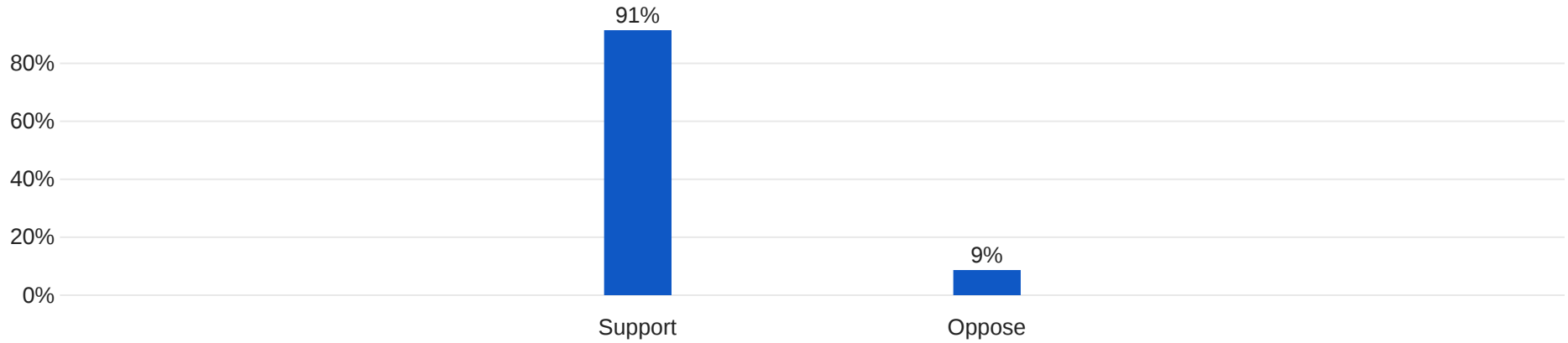
Gender

| Field | Support | Oppose |
|--------|---------|--------|
| Female | 98% | 2% |
| Male | 70% | 30% |

Political ID

| Field | Support | Oppose |
|-------------|---------|--------|
| Democrat | 96% | 4% |
| Independent | 89% | 11% |
| Republican | 48% | 52% |

1.5 - Would you support or oppose rent stabilization policies that would ensure renters have reasonable, predictable rents?



Gender

| Field | Support | Oppose |
|--------|---------|--------|
| Female | 99% | 1% |
| Male | 77% | 23% |

Political ID

| Field | Support | Oppose |
|-------------|---------|--------|
| Democrat | 97% | 3% |
| Independent | 90% | 10% |
| Republican | 68% | 32% |